



















Terminal status display LED






	Power TRUCK	1
	Power UPS	2
	Terminal status	3
	Connection measuring system	4
	Connection 3G/4G communication	5






Legend






	OFF does not light up		
	GREEN lights		Flashes slowly
	RED lights		Flashes slowly
			Flashes fast
	ORANGE lights		






Operating states






	Case 1: TERMINAL SWITCHED ON
	The terminal has been switched on (on-board power supply ON).
	LEDs 1 and 2 light up permanently green.
	
	
	






	Case 6: TERMINAL SHUTS DOWN
	The power supply has been interrupted and the terminal shuts down. LED 2 lights up orange, LED 3 lights up red and LED 5 flashes slowly red.
	
	
	

	Case 2: TERMINAL STARTING
	The terminal starts normally.
	LED 1 and 2 light up permanently green.
	LED 3 and 4 light up permanently red.
	






	Case 7: AFTER TERMINAL SHUTDOWN
	The terminal program is stopped, remaining power reserve is sufficient for max. 50 seconds.
	
	
	

	Case 3: TERMINAL READY
	The terminal could be started without any problems.
	All five LEDs light up permanently green.
	
	








	Case 4: CONTROL COMMAND RECEIVED
	The terminal confirms receipt of a control command from the service center.
	The third LED flashes slowly once for one second and then lights up permanently green again.
	
	

	Case 5: DATA TRANSMISSION OK
	The terminal successfully transmits the data.
	All LEDs light up green. The fifth LED flashes slowly.
	
	






Terminal status display LED






	Power TRUCK	1
	Power UPS	2
	Terminal status	3
	Connection measuring system	4
	Connection 3G/4G communication	5






Legend





	OFF does not light up		
	GREEN lights		Flashes slowly
	RED lights		Flashes slowly
			Flashes fast
	ORANGE lights		






Incidents




	Case 20: TERMINAL DOES NOT START
	The terminal has been switched on but does not start.
	If only LED 1 and 2 are still lit after one or more minute, please contact support.
	
	

	Case 25: UNKNOWN NETWORK PROVIDER
	The network provider of the SIM card used cannot be identified. Please contact support.
	LED 1 and 2 light up green. LED 3 flashes slowly red.
	
	

	Case 21: CONNECTION TO FLOW METER DISTURBED
	Connection to the flow meter is permanently disturbed. Check data cable connection or contact support.
	OR: The printer prints a long end-of-tour receipt, the flow meter does not operate the data interface during this time.
	
	LEDs 1 to 3 and 5 light up green, LED 4 lights up red..

	Case 22: NO MOBILE NETWORK
	You are in a dead zone or the 3G antenna is down. When you are back in mobile network, the data stored in the dead zone is retransmitted.
	LEDs 1 to 4 light up green, LED 5 lights up solid red.
	

	Case 23: FTP DATA TRANSMISSION NOT OK
	Outgoing data could not be transmitted correctly. If this problem persists, contact Support.
	LEDs 1 to 4 light up green, LED 5 flashes slowly red.
	
	

	Case 24: MISSING OR FAULTY SIM CARD
	There is no - or a faulty SIM card in the terminal. Do NOT open the terminal! Contact support.
	LED 1 and 2 light up green. LED 3 flashes red quickly.
